

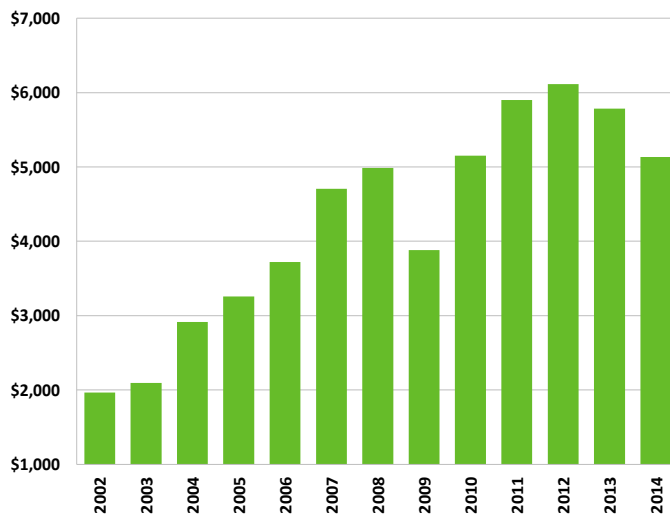
October 16th, 2015

Trade and Business Conference

Idaho's Export Industry

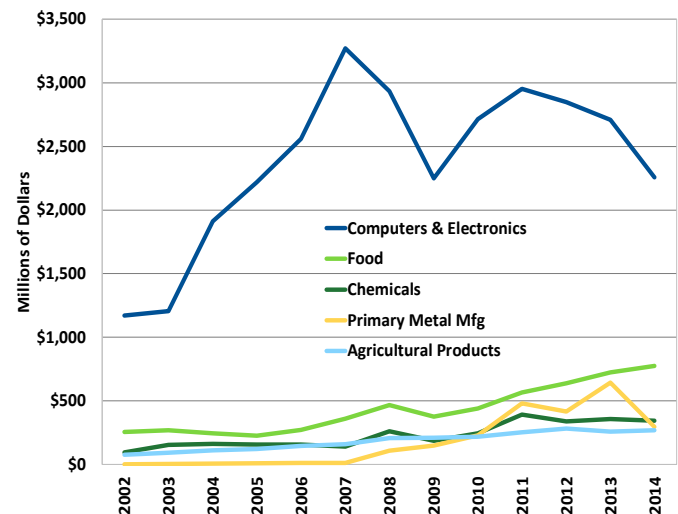
Idaho's international exports have been impacted by worldwide trends of economic uncertainty and a strong US dollar leading to weaker demand for US exports. Idaho's net exports for 2014 totaled \$5.136 billion. While total exports in Idaho increased 76% in the past decade, they are down from the historic high of \$6.113 billion in 2012. This decline is primarily due to reductions in exports from the computer and electronics industry. However, exports from Idaho's agriculture related industries continue to experience consistent growth.

Net International Exports: In Millions



Source: U.S. Census Bureau

Top 5 Export Industries



Source: U.S. Census Bureau, Foreign Trade Division

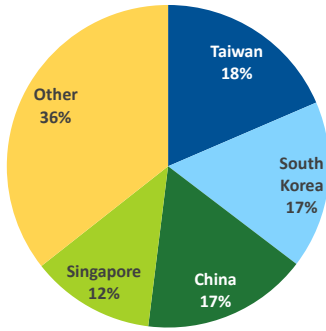
Export Sectors with Significant Changes: 2004-2014

Commodity	Share of Total 2004	Share of Total 2014	Change in Share 2004-2014	Percent Change 2004-2014
Food & Kindred Products	8.4%	15.1%	6.7%	217%
Primary Metal Manufacturing	0.2%	5.8%	5.6%	4650%
Transportation Equipment	1.4%	4.6%	3.1%	465%
Wood Products	0.7%	3.5%	2.8%	768%

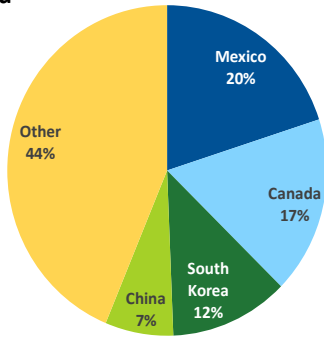
Machinery	3.9%	2.5%	-1.3%	16%
Paper	4.6%	2.5%	-2.1%	-5.0%
Computers & Electronics	65.5%	43.9%	-21.6%	18%

Over the past decade, Idaho has experienced a diversification of its export industries. In 2004, the computer and electronics industry represented 65.5% of Idaho's intentional exports, but by 2014 the industry had dropped to 43.9% of Idaho's exports. Simultaneously, several other industries have significantly grown their international exports during the same period including food and kindred products, primary metal manufacturing, transportation equipment, and wood products.

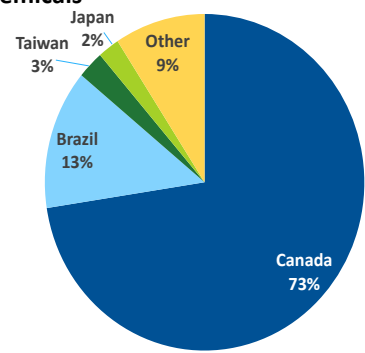
Computers & Electronics



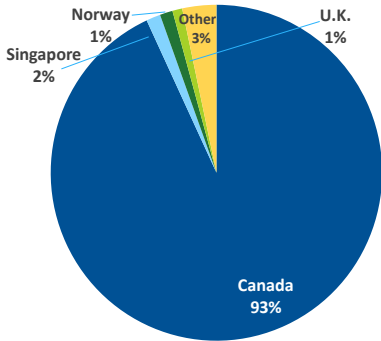
Food



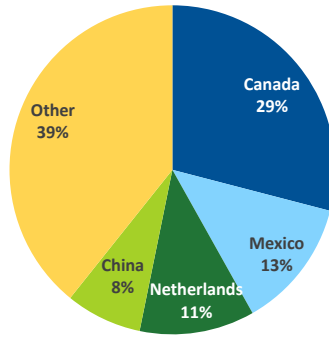
Chemicals



Primary Metal Manufacturing



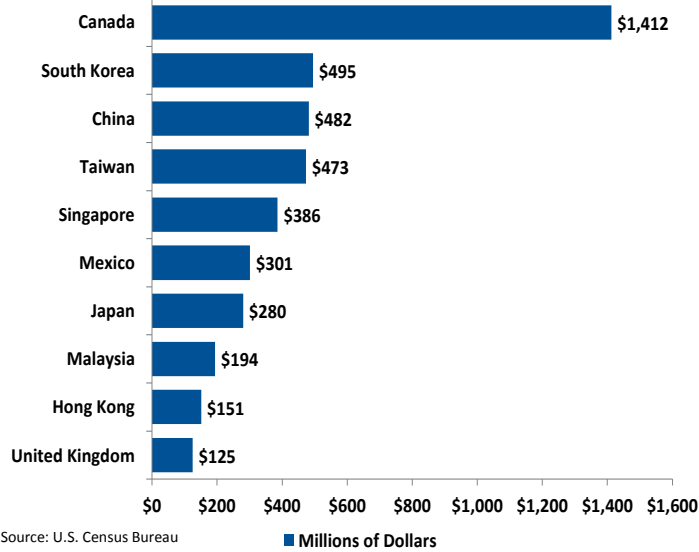
Agricultural Products



Idaho's top three export industries are Computers and Electronics, Food, and Chemicals.

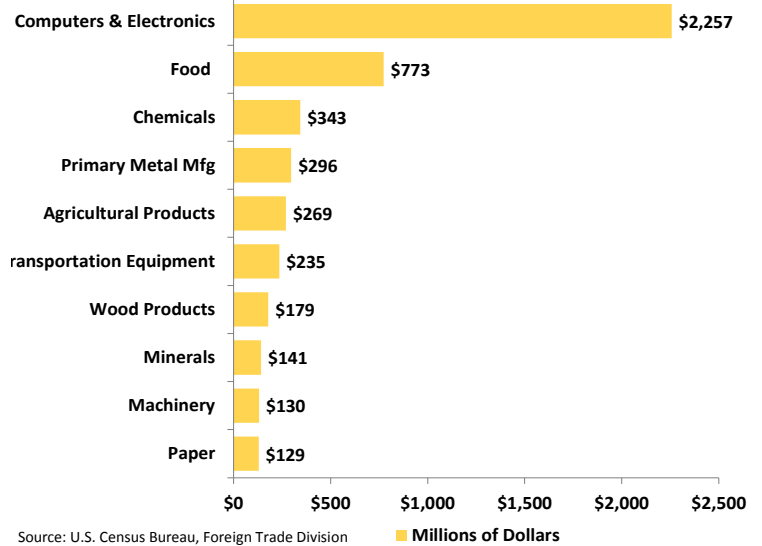
The top three purchasing countries for Idaho's exports are Canada, South Korea, and China.

Exports to Top Ten Purchasing Countries: 2014



Source: U.S. Census Bureau

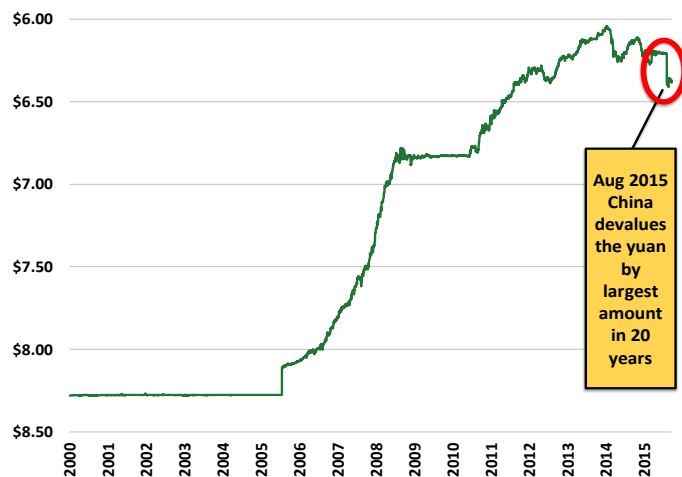
Top Ten Export Industries: 2014



Source: U.S. Census Bureau, Foreign Trade Division

Currency Exchange

Yuan Compared to U.S. Dollar



Source: Federal Reserve Bank of St. Louis; Note: Scale has been inverted to show weakening yuan.



ROBERT SPENDLOVE

Economic and Public Policy Officer

Contact our team for more information or to schedule a speaking engagement.

✉ robert.spendlove@zionsbank.com

☎ (801) 560-5394

✉ deborah.speed@zionsbank.com

☎ (801) 844-7887

www.zionsbank.com/economy

ZIONS BANK

zionsbank.com

Member FDIC

Articles are offered for information purposes only and should not be construed as tax, legal, financial or business advice. Please contact a professional about your specific needs and advice. Economic Snapshot may contain trademarks or trade names owned by parties who are not affiliated with Zions Bank. Use of such marks does not imply any sponsorship by or affiliation with third parties, and Zions Bank does not claim any ownership of or make representations about products and services offered under or associated with such marks.